OCTO Kalkwasser Auto Mix and Successive

Supply System: KS-100

Thank you for purchasing OCTO KS system ! Kalkwasser Auto Mix and Successive Supply System is designed to help users keep away from the trouble of artificially adding calcium hydroxide to their aquarium. It makes the addition of calcium into a continuous process which avoid dramatic changes of the aquarium's environment.

Our KS system uses a motor which has a slow speed to derive the blender, so the mixture will be easy to get Stratified and keep the upper water clear and could be add in tank successively.

IT will be suggest to use with a timer, make it worked 5minutes every 2 hours, which will extend the motor's service life.

Component parts

The KS system has a simple structure, it contains the following components like the picture shows.



HOW TO USE THIS SYSTEM

1.Put the KS system on a suitable place, keep it upright and stable.
2.Connect the tubes to the inlet and outlet.
3.Loose the screw on the lid, pull the system's head out of the main tube.
4.Add about 90～120g calcium hydroxide, put the head in, fix the screws.
5.Open inlet valve to add water in the system.
6.Plug transformer into a timer and set the timer to make the KS system work every 5minutes every 2 hours.(To extend the life of the motor)
7.Adjust the inlet valve to take a appropriate added rate.



MAINTENANCE

The KS system uses a motor that has about 1500H lifetime, don't keep it run all the way.Avoid adding excessive calcium powder.

SAFETY

- The socket for the transformer and possibly a timer must be located away from moisture or water.
- When added new calcium hydroxide, make sure the transformer was removed from socket.
- Be careful, don't drop the system's hand into water, the motor will be broken down.

TECHNICAL DATA

Voltage: Input, 220-240V/50HZ; Output,AC24V
Power consumption:≤15 Watt
Life time:1500H (for motor)

WARRANTY

- OCTO acrylic products come with a ONE YEAR Limited Warranty from the date of the retail purchase by the original end-user.
- If a material or workmanship defect arises and a valid claim is received within the Warranty Period, OCTO will replace the case only.
- OCTO cannot be held liable for damages to personal property due to misuse or improper care and maintenance of case and o-ring seals.
- OCTO warranty does not, under any circumstance; cover the replacement or cost of any electronic device or personal property inside or outside of the case.

HONYA CO., LTD
www.reefoctopus.com

OCTO Kalkwasser Auto Mix and Successive

Supply System: KS-150/250

Thank you for purchasing OCTO KS system! Kalkwasser Auto Mix and Successive Supply System is designed to help users keep away from the trouble of artificially adding calcium hydroxide to their aquarium. It makes the addition of calcium into a continuous process which avoid dramatic changes of the aquarium's environment.

Our KS system uses a motor which has a slow speed to derive the blender, so the mixture will be easy to get Stratified and keep the upper water clear and could be add in tank successively.

IT will be suggest to use with a timer, make it worked 5minutes every 2 hours, which will extend the motor's service life.

Component parts

The KS system has a simple structure, it contains the following components like the picture shows.

HOW TO USE THIS SYSTEM

1.Put the KS system on a suitable place, keep it upright and stable.
2.Connect the tubes to the inlet and outlet.
3.Loose the screw on the lid, pull the system's head out of the main tube.
4.Add abou 120-150g(KS-150) /150-180g (KS-250)calcium hydroxide,put the head in,fix the screws.
5.Open inlet valve to add water in the system.
6.Plug transformer into a timer and set the timer to make the KS system work every 5minutes every 2 hours.(To extend the life of the motor)
7.Adjust the inlet valve to take a appropriate added rate.

MAINTENANCE

The KS system uses a motor that has about 1500H lifetime, don't keep it run all the way.Avoid adding excessive calcium powder.

SAFETY

- The socket for the transformer and possibly a timer must be located away from moisture or water.
- When added new calcium hydroxide, make sure the transformer was removed from socket.
- Be careful, don't drop the system's hand into water, the motor will be broken down.

TECHNICAL DATA

Voltage: Input, 220-240V/50HZ; Output,AC24V
Power consumption:≤15 Watt
Life time:1500H (for motor)

WARRANTY

- OCTO acrylic products come with a ONE YEAR Limited Warranty from the date of the retail purchase by the original end-user.
- If a material or workmanship defect arises and a valid claim is received within the Warranty Period, OCTO will replace the case only.
- OCTO cannot be held liable for damages to personal property due to misuse or improper care and maintenance of case and o-ring seals.
- OCTO warranty does not, under any circumstance; cover the replacement or cost of any electronic device or personal property inside or outside of the case.

HONYA CO., LTD
www.reefoctopus.com

KS-100

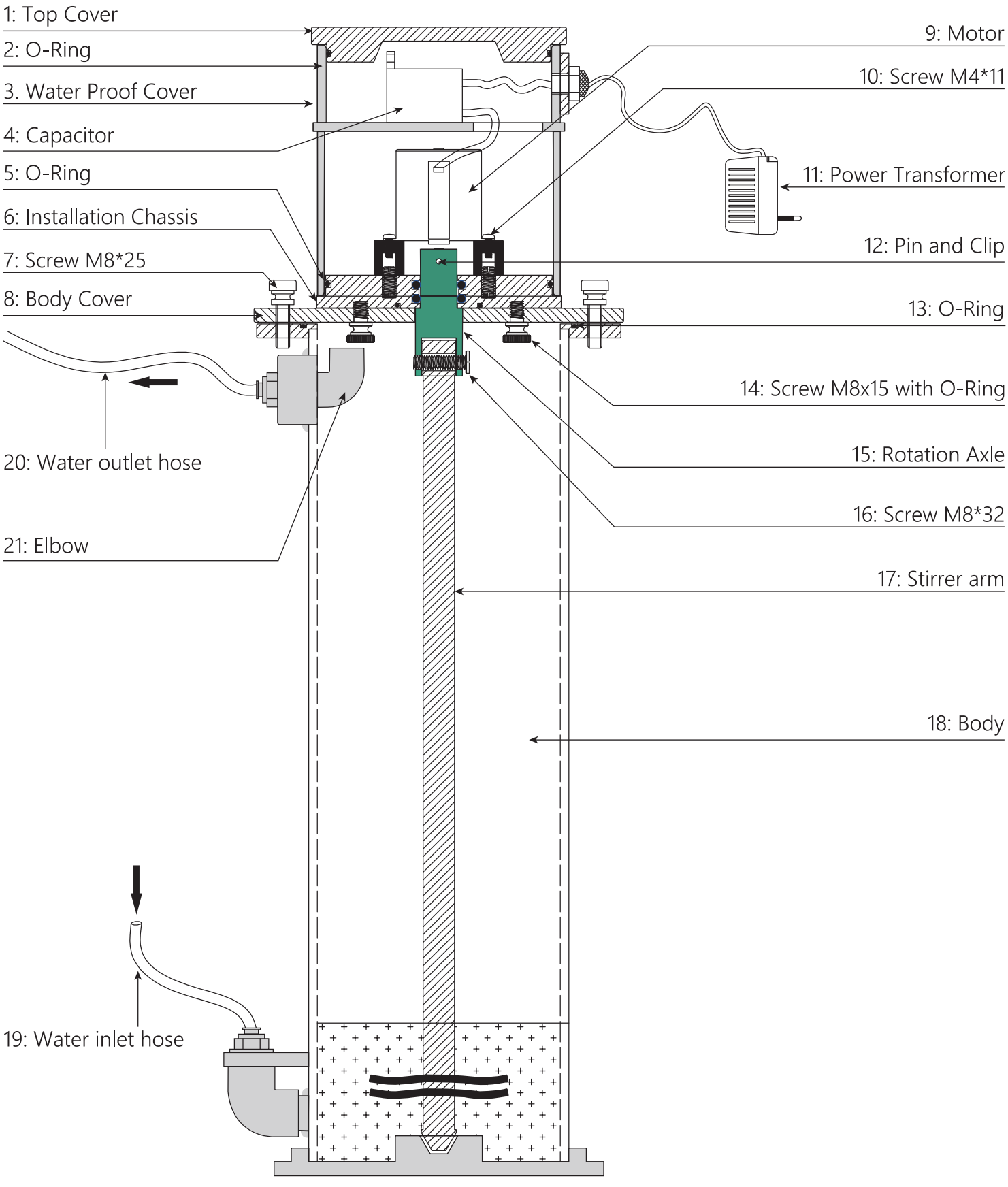
1: Top Cover
2: O-Ring
3. Water Proof Cover
4: Capacitor
5: O-Ring
6: Installation Chassis
7: Screw M8*25
8: Body Cover
9: Motor
10: Screw M4*11
11: Power Transformer
12: Pin and Clip
13: O-Ring
14: Screw M8x15 with O-Ring
15: Rotation Axle
16: Screw M8*32
17: Stirrer arm
18: Body
19: Water inlet hose
20: Water outlet hose
21: Elbow

KS-150/250

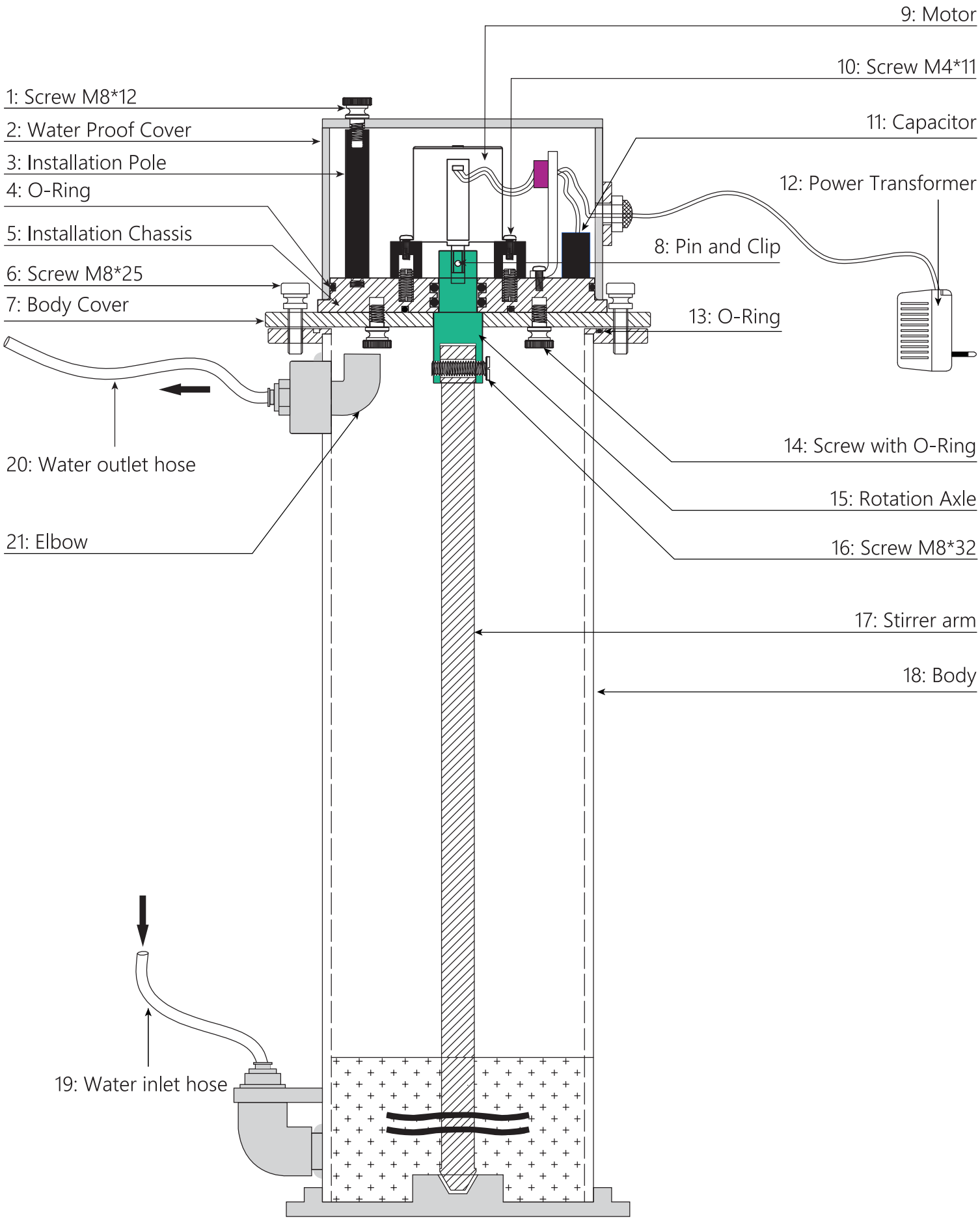
9: Motor
10: Screw M4*11
1: Screw M8*12
11: Capacitor
2: Water Proof Cover
3: Installation Pole
12: Power Transformer
4: O-Ring
5: Installation Chassis
8: Pin and Clip
6: Screw M8*25
7: Body Cover
13: O-Ring
14: Screw with O-Ring
20: Water outlet hose
15: Rotation Axle
21: Elbow
16: Screw M8*32
17: Stirrer arm
18: Body
19: Water inlet hose